

贵州大学管理学院 简 报

年 月 年 月 (总第 期)

1.

2015 12 31 9 00



4

2015

2012

2015

2015

95%

98%

B

A

40

30



2. 2015 12 31
12 31 1:00



2016

30%

30

12 29

119

2016

3.

1 6

2015

4

7

130

22

180

2

19

6

20

4.

2015


1 11

2:30

2015

MBA

2015



2015

30





5.

2016 1

30



I

1.

2.

3.

4. 2016

5. 2015-2016

6. 2012

7. 2014 SRT

8.

9.

10.

11.

II

1

2

3

4

I

1.



2013. 2014 20



2.

2015 12 3 16:30



3.

2015 12 6





131

16





4.

2015 12 10

MBA







5.

2015 12 25 12:30







II

	2015	2016	[2015]	30
	2015-2016		[2015]	
31	2015-2016			

91

12 49

2015

120

12 23

863568.47

75.04%

2016

55

III

2015

2015

20

7

2015

2016

III

215

196

8

2

6

1.

12 11

150





2.

1

2

2016 1 25

2-3

3


4

16

(

)





3. 2014-2015
2015

MBA

1. MBA

2015 12 6

MBA

F U:

MBA

MBA

MBA

CTF

MBA



2-1 U:



2-2 U:

EMBA

1.

2015 12 11 13

EMBA

1998

12

300



+



2.

2016 1 7 10

EMBA



EMBA

EMBA


3. EMBA2016

2016 1 16 9:00

2010

EMBA

EMBA2016



EMBA

EMBA

EMBA

EMBA

EMBA

2016



EDP

1

CEO

(

)

2015 12 5

CEO





2



\

MBA

MBA



2

2015 12 15 12 16

2


4

2015 12 15





MPA








EDP



EDP



2015

2016

4

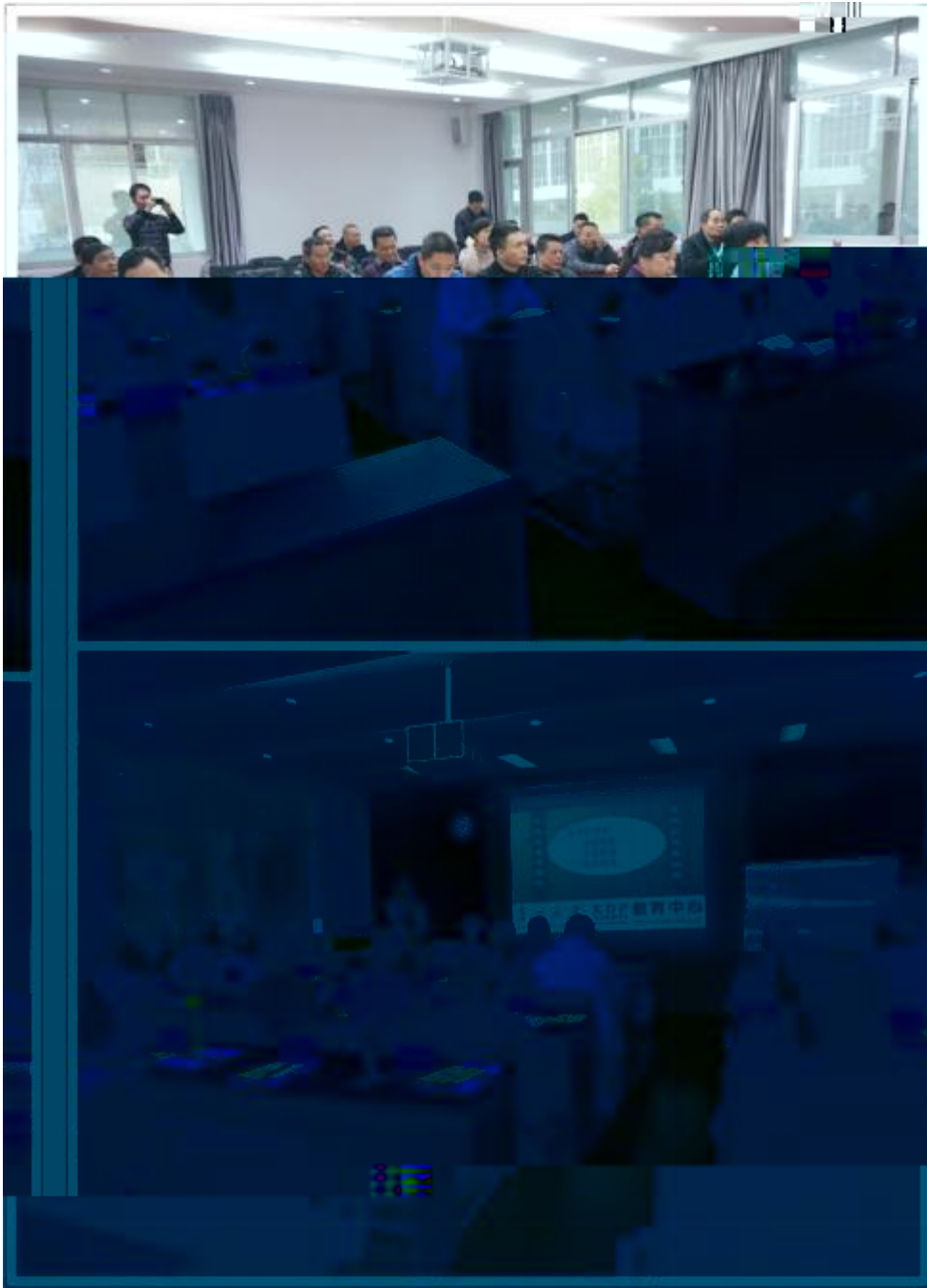
2015 12 22 12 23

EDP

2

4

2015 12 22





MPA






2015

EDP

2015



		2016	4 5
			15
